

KS-3F



FLUSH MOUNT NARROW 3 POSITION KEY SWITCH WITH 2 KEYS

Flush mount architrave 3 position keyswitch ideal for overriding door access control systems. This unit is maintained allowing you to remove the key when it is in the contact position and is supplied complete with cylinder and 2 keys.


FEATURES

- Flush mount
- 3 position
- Narrow style
- White face plate
- NO/NC contact
- Key removable in all positions
- Includes 2 keys
- Picture shows product with optional surface back box


TECHNICAL INFORMATION

- Rated @ 4A at 24vDC


RELATED PRODUCTS



KS-2S(M)



KS-2SB



KS-3S



Shown with optional euro cylinder (not included)

KS-EURO-S-MO