


ABLOY-EL560DK



EL560-65MM PACKAGE 1E KIT

The EL560 kit comprises EL560 lock case internal lever handle set novel cylinder and concealed door loop. Enables controlled access from one side only and free egress from the other side.


FEATURES

- The EL560 kit comprises EL560 lock case internal lever handle set novel cylinder and concealed door loop.
- Enables controlled access from one side only and free egress from the other side


TECHNICAL INFORMATION

- Voltage: 12/24Vdc
- Current draw: 350mA @ 12Vdc/250mA @ 24Vdc
- Backset: 65mm std (other sizes available)
- Meets EN179 and EN1634-1

RELATED PRODUCTS



**ABLOY-EL560DK-
SSP**



ABLOY-EL561DK



CP3-LSRC



NT200