




PREPARATION GUIDE

Radio range verificationp. 2

Profile examplesp. 6

Products availablep. 14

Equipment orderp. 15



804201/A - 02/2006 - © Daitem - ATRAL S.A.S. - R.C. Grenoble 632 989 953
 The services and product data presented in this document may be modified without prior notice - photos not binding.

www.daitem.co.uk



DAITEM • ATRAL (UK) Ltd • Hortonwood 50 • TELFORD • SHROPSHIRE • TF1 7FT • ENGLAND
 Tel: 01952 67 5566 • Sales Hotline: 0870 60 999 22 • Sales Fax: 0870 60 999 23
 Email: info@atral.co.uk • www.daitem.co.uk • www.daitemsupport.co.uk

DAITEM • ATRAL S.A.S. • International development • Rue du Pré de l'Orme • 38926 CROLLES Cedex • FRANCE
 Tel + 33 (0)476 45 32 71 • Fax +33 (0)476 45 31 94 • www.daitem.com



WIRELESS MOBILE DOORPHONE SYSTEM

TO CARRY OUT RADIO RANGE TESTS

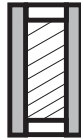
FOREWORD

The radio coverage quality, and therefore the performance of the doorphone, may be altered by obstacles located between the radio controller and the interior handset unit: walls, partitions, slabs, armoured doors or lift shaft comprising metallic components. (Furthermore, radio coverage may also be affected by electrical or electromagnetic interference). It is important to test the radio range on the installation site.

PROPAGATION OF RADIO WAVES

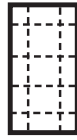
Plasterboard and wood

10 % to 30 % reduction



Concrete and building blocks

50 % to 70 % reduction



Brick

30 % to 50 % reduction

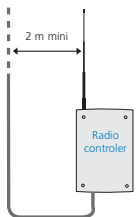


Metal and metal cladding (e.g. armoured door)

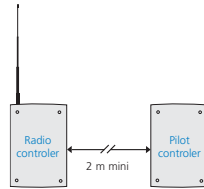
70 % to 90 % reduction



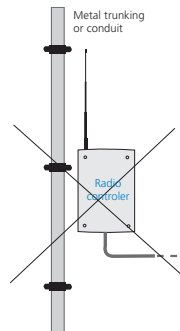
INSTALLATION RECOMMENDATIONS



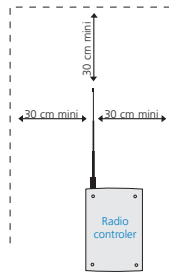
- Do not place the radio controller near sources of electromagnetic interference.
- Do not place the radio controller antenna parallel to a mains cable within 2 meters.



The radio controller must be more than 2 m away from the pilot controller.

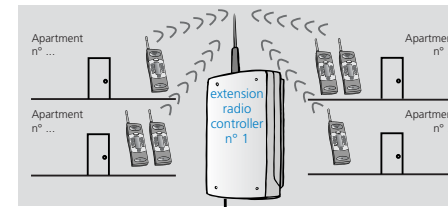


Do not place the antenna parallel to a metal pipe.



- Do not place the controller too close to metallic parts, metal doors, etc.
- To make it easier to fix the base to the fixing plate, choose a flat surface to install the controllers.
- The radio controllers should be installed with their antenna pointing upwards.

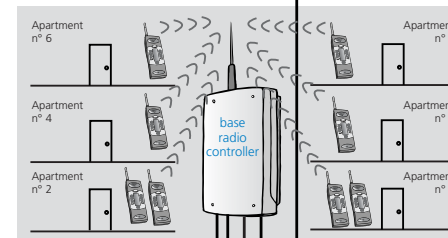
EXAMPLES



Grouping of assigned handsets to the extension radio controller

+ extension radio controller

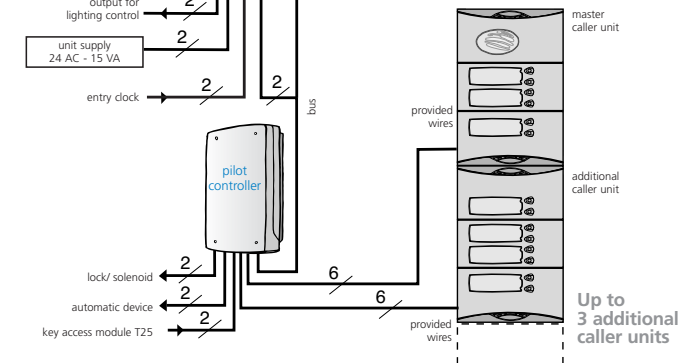
[basic installation + 1 extension radio controller]



Grouping of assigned handsets to the base radio controller

Basic installation

[1 caller unit, 1 "Pilot controller / Base radio controller kit", x mobile(s) handset(s)]



⚠ Cable gauges required:

- pilot controller links (wires not provided) → base radio controller:
 - Ø 0,6 mm up to 100 m
 - Ø 0,9 mm up to 200 m
- base radio controller links (wires not provided) → extension radio controller:
 - Ø 0,6 mm up to 200 m
 - Ø 0,9 mm up to 300 m
- pilot controller links → caller unit : wires provided

Distance between links and controllers required:

For these dimensions, see chapter "Installation recommendations for controllers" in the installation manual.

TO CARRY OUT RADIO RANGE TESTS

RADIO RANGE TESTER: RADIOTEST

The tester is used to test the estimated radio range of the doorphone and find the best location point for the pilot controller and an additional radio controller. Kit comprises a test radio controller and a test handset without base.



- 1 Viewing of radio range quality:
 - On handset unit: LCD bar graph
 - On controller: LED bar graph

- 2 Indication of low battery status:



On handset unit: LCD bar graph



Battery test button + LED bar graph

Technical data

Test radio controller:

Switches off automatically after 20 minutes.

Battery life: 150 hours.

Polycarbonate casing.

Telescopic antenna.

Power supply:
4 LR20 alkaline batteries (not provided).

Operation Temperature: - 20° C to + 70° C.

Dimensions (W x H x D):
155 x 225 x 60 mm (excluding antenna).

Test handsets unit:

Battery life: 10 hours.

ABS plastic casing.

Telescopic antenna.

Comes with blue cover.

Power supply:
3 LR02 alkaline batteries (not provided).

Operation Temperature: - 0° C to + 50° C.

Weight (without batteries): 175 g.


Dimensions (W x H x D): 60 x 225 x 30 mm.

CARRYING OUT TESTS USING A RADIOTEST UNIT

- 1 Position the test radio controller in its proposed location (cupboard on the landing, stairwell, under the stairs...) in order to carry out radio range tests as close to reality as possible and to conform to the users expectations.

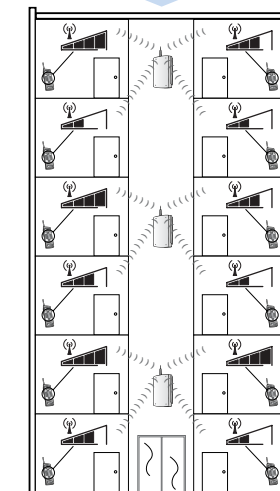
- 2 Check the level of radio reception on the test radio controller and the test handset is OK!

To do this, it is necessary to carry out the test exactly as follows:

- fully extend the telescopic antenna of the test radio controller,
- hold the test handset in your hand and leave the antenna un-extended,
- press the call button 
- observe the radio reception indicator on the handset as well as the number of LEDs alight on the test radio controller. **(If it shows at least two bars, the reception level is OK).**

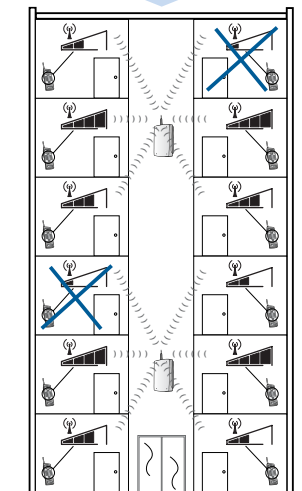
Note :
The radio sensitivity is derated for testing purposes to ensure a good range safety factor in normal operation.

Example of successful tests



In this example:
with 3 radio controllers,
the reception indicator confirms the level
of radio reception is correct
for every apartment

Example of unsuccessful tests



In this example:
with 2 radio controllers,
the reception indicator confirms an unac-
ceptable level of radio reception
for 2 of the apartments

1 to 2 caller buttons

- With keypad

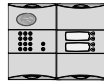


Accessories
Plate A

Modules	Qty	Caller units	Qty
DT-HP	1	D5822T	1
M-CD	1		
B-2	1	Controllers	Qty
KM-3	1	D5270	1
		D5255	dep. on tests
		Int. handsets*	Qty
		D5141	x
		D5142	x
		D5131GB	x

3 to 4 caller buttons

- With keypad

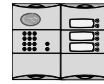


Accessories
Plate B

Modules	Qty	Caller units	Qty
DT-HP	1	D5822T	1
M-CD	1	D5808T	1
M-4	1		
TB-0	3	Controllers	Qty
KM-3	2	D5270	1
		D5255	dep. on tests
		Int. handsets*	Qty
		D5141	x
		D5142	x
		D5131GB	x

5 to 6 caller buttons

- With keypad



Accessories
Plate B

Modules	Qty	Caller units	Qty
DT-HP	1	D5822T	1
M-CD	1	D5808T	1
M-4	1		
T-2	1	Controllers	Qty
TB-0	2	D5270	1
KM-3	2	D5255	dep. on tests
		Int. handsets*	Qty
		D5141	x
		D5142	x
		D5131GB	x

7 to 8 caller buttons


- With keypad



Accessories
Plate B

Modules	Qty	Caller units	Qty
DT-HP	1	D5822T	1
M-CD	1	D5808T	1
M-4	1		
B-2	2	Controllers	Qty
TB-0	1	D5270	1
KM-3	2	D5255	dep. on tests
		Int. handsets*	Qty
		D5141	x
		D5142	x
		D5131GB	x

or



Accessories
Plate H

Modules	Qty	Caller unit	Qty
DT-HP	1	D5825T	1
M-CD	1		
M-4	1	Controllers	Qty
M-0	1	D5270	1
TB-0	1	D5255	dep. on tests
KM-5	1		
		Int. handsets*	Qty
		D5141	x
		D5142	x
		D5131GB	x

or



Accessories
Plate H

Modules	Qty	Caller units	Qty
DT-HP	1	D5825T	1
M-CD	1		
M-4	1		
M-0	1	Controllers	Qty
B-2	1	D5270	1
KM-5	1	D5255	dep. on tests
		Int. handsets*	Qty
		D5141	x
		D5142	x
		D5131GB	x

or



Accessories
Plate H

Modules	Qty	Caller units	Qty
DT-HP	1	D5825T	1
M-CD	1		
M-4	2	Controllers	Qty
TB-0	1	D5270	1
KM-5	1	D5255	dep. on tests
		Int. handsets*	Qty
		D5141	x
		D5142	x
		D5131GB	x

- Without keypad



Accessories
Plate A

Modules	Qty	Caller unit	Qty
DT-HP	1	D5806T	1
M-0	1		
B-2	1	Controllers	Qty
KM-3	1	D5270	1
		D5255	dep. on tests
		Int. handsets*	Qty
		D5141	x
		D5142	x
		D5131GB	x

- Without keypad



Accessories
Plate A

Modules	Qty	Caller unit	Qty
DT-HP	1	D5806T	1
M-4	1		
TB-0	1	Controllers	Qty
KM-3	1	D5255	dep. on tests
		Int. handsets*	Qty
		D5141	x
		D5142	x
		D5131GB	x

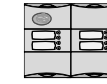
- Without keypad



Accessories
Plate A

Modules	Qty	Caller units	Qty
DT-HP	1	D5806T	1
M-4	1		
B-2	1	Controllers	Qty
KM-3	1	D5270	1
		D5255	dep. on tests
		Int. handsets*	Qty
		D5141	x
		D5142	x
		D5131GB	x

- Without keypad



Accessories
Plate B

Modules	Qty	Caller units	Qty
DT-HP	1	D5806T	1
M-4	2	D5808T	1
TB-0	3		
KM-3	2	Controllers	Qty
		D5270	1
		D5255	dep. on tests
		Int. handsets*	Qty
		D5141	x
		D5142	x
		D5131GB	x

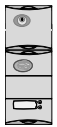
or



Accessories
Plate H

Modules	Qty	Caller unit	Qty
DT-HP	1	D5814T	1
M-4	2		
M-0	1	Controllers	Qty
TB-0	1	D5270	1
KM-5	1	D5255	dep. on tests
		Int. handsets*	Qty
		D5141	x
		D5142	x
		D5131GB	x

- With key access module



Accessories
Plate H

Modules	Qty	Caller unit	Qty
LT-FACT	1	D5806T	1
DT-HP	1		
M-0	1	Controllers	Qty
B-2	1	D5270	1
KM-3	1	D5255	dep. on tests
		Int. handsets*	Qty
		D5141	x
		D5142	x
		D5131GB	x

- With key access module



Accessories
Plate H

Modules	Qty	Caller unit	Qty
LT-FACT	1	D5806T	1
DT-HP	1		
M-4	1	Controllers	Qty
TB-0	1	D5270	1
KM-3	1	D5255	dep. on tests
		Int. handsets*	Qty
		D5141	x
		D5142	x
		D5131GB	x

- With key access module



Accessories
Plate H

Modules	Qty	Caller unit	Qty
LT-FACT	1	D5806T	1
DT-HP	1		
M-4	1	Controllers	Qty
B-2	1	D5270	1
KM-3	1	D5255	dep. on tests
		Int. handsets*	Qty
		D5141	x
		D5142	x
		D5131GB	x

- With key access module



Accessories
Plate M

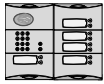
Modules	Qty	Caller unit	Qty
LT-FACT	1	D5814T	1
DT-HP	1		
M-4	2	Controllers	Qty
M-0	1	D5270	1
TB-0	1	D5255	dep. on tests
KM-5	1		
		Int. handsets*	Qty
		D5141	x
		D5142	x
		D5131GB	x

* An unlimited number of handsets per installation can be used (there must be at least as many as there are apartments).

* An unlimited number of handsets per installation can be used (there must be at least as many as there are apartments).

9 to 10 caller buttons

• With keypad



Accessories
Plate B

Modules	Qty	Caller units	Qty
DT-HP	1	D5822T	1
M-CD	1	D5808T	1
M-4	1		
B-2	2	Controllers	Qty
T-2	1	D5270	1
KM-3	2	D5255	dep. on tests
		Int. handsets*	Qty
		D5141	x
		D5142	x
		D5131GB	x

or

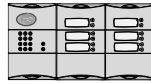


Accessories
Plate H

Modules	Qty	Caller unit	Qty
DT-HP	1	D5825T	1
M-CD	1		
M-4	2	Controllers	Qty
B-2	1	D5270	1
KM-5	1	D5255	dep. on tests
		Int. handsets*	Qty
		D5141	x
		D5142	x
		D5131GB	x

11 to 12 caller buttons

• With keypad



Accessories
Plate C

Modules	Qty	Caller units	Qty
DT-HP	1	D5822T	1
M-CD	1	D5808T	2
M-4	2		
T-2	2	Controllers	Qty
TB-0	2	D5270	1
KM-3	3	D5255	dep. on tests
		Int. handsets*	Qty
		D5141	x
		D5142	x
		D5131GB	x

or

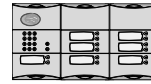


Accessories
Plate N

Modules	Qty	Caller units	Qty
DT-HP	1	D5825T	1
M-CD	1	D5808T	1
M-4	2		
B-2	1	Controllers	Qty
T-2	1	D5270	1
M-0	1	D5270	1
TB-0	1	D5255	dep. on tests
KM-3	1		
KM-5	1	Int. handsets*	Qty
		D5141	x
		D5142	x
		D5131GB	x

13 to 14 caller buttons

• With keypad



Accessories
Plate C

Modules	Qty	Caller units	Qty
DT-HP	1	D5822T	1
M-CD	1	D5808T	2
M-4	2		
B-2	2	Controllers	Qty
TB-0	2	D5270	1
KM-3	3	D5255	dep. on tests
		Int. handsets*	Qty
		D5141	x
		D5142	x
		D5131GB	x

or

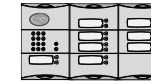


Accessories
Plate N

Modules	Qty	Caller units	Qty
DT-HP	1	D5825T	1
M-CD	1	D5808T	1
M-4	3		
B-2	1	Controllers	Qty
M-0	1	D5270	1
TB-0	1	D5270	1
KM-3	1	D5255	dep. on tests
KM-5	1		
		Int. handsets*	Qty
		D5141	x
		D5142	x
		D5131GB	x

15 to 16 caller buttons

• With keypad



Accessories
Plate C

Modules	Qty	Caller units	Qty
DT-HP	1	D5822T	1
M-CD	1	D5808T	2
M-4	2		
T-2	2	Controllers	Qty
B-2	2	D5270	1
TB-0	1	D5255	dep. on tests
KM-3	3		
		Int. handsets*	Qty
		D5141	x
		D5142	x
		D5131GB	x

or



Accessories
Plate N

Modules	Qty	Caller units	Qty
DT-HP	1	D5825T	1
M-CD	1	D5808T	1
M-4	3		
B-2	1	Controllers	Qty
T-2	1	D5270	1
TB-0	1	D5270	1
KM-3	1	D5255	dep. on tests
KM-5	1		
		Int. handsets*	Qty
		D5141	x
		D5142	x
		D5131GB	x

• Without keypad



Accessories
Plate B

Modules	Qty	Caller units	Qty
DT-HP	1	D5806T	1
M-4	2	D5808T	1
T-2	1		
TB-0	1	Controllers	Qty
KM-3	2	D5270	1
		D5255	dep. on tests
		Int. handsets*	Qty
		D5141	x
		D5142	x
		D5131GB	x

or



Accessories
Plate H

Modules	Qty	Caller unit	Qty
DT-HP	1	D5814T	1
M-4	2		
M-0	1	Controllers	Qty
B-2	1	D5270	1
KM-5	1	D5255	dep. on tests
		Int. handsets*	Qty
		D5141	x
		D5142	x
		D5131GB	x

• Without keypad



Accessories
Plate B

Modules	Qty	Caller units	Qty
DT-HP	1	D5806T	1
M-4	2	D5808T	1
B-2	2		
TB-0	1	Controllers	Qty
KM-3	2	D5270	1
		D5255	dep. on tests
		Int. handsets*	Qty
		D5141	x
		D5142	x
		D5131GB	x

or



Accessories
Plate H

Modules	Qty	Caller unit	Qty
DT-HP	1	D5814T	1
M-4	3		
TB-0	1	Controllers	Qty
KM-5	1	D5270	1
		D5255	dep. on tests
		Int. handsets*	Qty
		D5141	x
		D5142	x
		D5131GB	x

• Without keypad



Accessories
Plate B

Modules	Qty	Caller units	Qty
DT-HP	1	D5806T	1
M-4	2	D5808T	1
T-2	1		
B-2	2	Controllers	Qty
KM-3	2	D5270	1
		D5255	dep. on tests
		Int. handsets*	Qty
		D5141	x
		D5142	x
		D5131GB	x

or



Accessories
Plate H

Modules	Qty	Caller unit	Qty
DT-HP	1	D5814T	1
M-4	3		
B-2	1	Controllers	Qty
KM-5	1	D5270	1
		D5255	dep. on tests
		Int. handsets*	Qty
		D5141	x
		D5142	x
		D5131GB	x

• Without keypad



Accessories
Plate N

Modules	Qty	Caller units	Qty
DT-HP	1	D5814T	1
M-4	3	D5808T	1
T-2	1		
B-2	1	Controllers	Qty
M-0	1	D5270	1
TB-0	1	D5255	dep. on tests
KM-3	1		
KM-5	1	Int. handsets*	Qty
		D5141	x
		D5142	x
		D5131GB	x

• With key access module



Accessories
Plate M

Modules	Qty	Caller unit	Qty
LT-FACT	1	D5814T	1
DT-HP	1		
M-4	2	Controllers	Qty
M-0	1	D5270	1
B-2	1	D5255	dep. on tests
KM-5	1		
		Int. handsets*	Qty
		D5141	x
		D5142	x
		D5131GB	x

• With key access module



Accessories
Plate M

Modules	Qty	Caller unit	Qty
LT-FACT	1	D5814T	1
DT-HP	1		
M-4	3	Controllers	Qty
TB-0	1	D5270	1
KM-5	1	D5255	dep. on tests
		Int. handsets*	Qty
		D5141	x
		D5142	x
		D5131GB	x

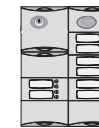
• With key access module



Accessories
Plate M

Modules	Qty	Caller unit	Qty
LT-FACT	1	D5814T	1
DT-HP	1		
M-4	3	Controllers	Qty
B-2	1	D5270	1
KM-5	1	D5255	dep. on tests
		Int. handsets*	Qty
		D5141	x
		D5142	x
		D5131GB	x

• With key access module



Accessories
Plate J

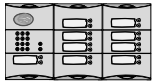
Modules	Qty	Caller units	Qty
LT-FACT	1	D5814T	1
DT-HP	1	D5808T	1
M-4	4		
TB-0	3	Controllers	Qty
KM-3	1	D5270	1
KM-5	1	D5255	dep. on tests
		Int. handsets*	Qty
		D5141	x
		D5142	x
		D5131GB	x

* An unlimited number of handsets per installation can be used (there must be at least as many as there are apartments).

* An unlimited number of handsets per installation can be used (there must be at least as many as there are apartments).

17 to 18 caller buttons

• With keypad



Modules	Qty	Caller units	Qty
DT-HP	1	D5822T	1
M-CD	1	D5808T	2
M-4	2		
T-2	2	Controllers	Qty
B-2	3	D5270	1
KM-3	3	D5255	dep. on tests
		Int. handsets*	Qty
		D5141	x
		D5142	x
		D5131GB	x

Accessories
Plate C

or



Modules	Qty	Caller units	Qty
DT-HP	1	D5825T	1
M-CD	1	D5808T	1
M-4	3		
B-2	2	Controllers	Qty
T-2	1	D5270	1
KM-3	1	D5255	dep. on tests
KM-5	1		
		Int. handsets*	Qty
		D5141	x
		D5142	x
		D5131GB	x

Accessories
Plate N

• Without keypad



Modules	Qty	Caller units	Qty
DT-HP	1	D5814T	1
M-4	4	D5808T	1
B-2	1		
TB-0	2	Controllers	Qty
KM-3	1	D5270	1
KM-5	1	D5255	dep. on tests
		Int. handsets*	Qty
		D5141	x
		D5142	x
		D5131GB	x

Accessories
Plate N

• With key access module

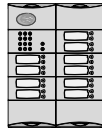


Modules	Qty	Caller units	Qty
LT-FACT	1	D5814T	1
DT-HP	1	D5808T	1
M-4	4		
T-2	1	Controllers	Qty
TB-0	2	D5270	1
KM-3	1	D5255	dep. on tests
KM-5	1		
		Int. handsets*	Qty
		D5141	x
		D5142	x
		D5131GB	x

Accessories
Plate J

19 to 20 caller buttons

• With keypad



Modules	Qty	Caller units	Qty
DT-HP	1	D5825T	1
M-CD	1	D5816T	1
M-4	5		
TB-0	3	Controllers	Qty
KM-5	2	D5270	1
		D5255	dep. on tests
		Int. handsets*	Qty
		D5141	x
		D5142	x
		D5131GB	x

Accessories
Plate J

or



Modules	Qty	Caller units	Qty
DT-HP	1	D5822T	1
M-CD	1	D5808T	3
M-4	3		
T-2	2	Controllers	Qty
B-2	2	D5270	1
TB-0	3	D5255	dep. on tests
KM-3	4		
		Int. handsets*	Qty
		D5141	x
		D5142	x
		D5131GB	x

Accessories
Plate G

• Without keypad



Modules	Qty	Caller units	Qty
DT-HP	1	D5814T	1
M-4	4	D5808T	1
B-2	1		
T-2	1	Controllers	Qty
TB-0	1	D5270	1
KM-3	1	D5255	dep. on tests
KM-5	1		
		Int. handsets*	Qty
		D5141	x
		D5142	x
		D5131GB	x

Accessories
Plate N

• With key access module

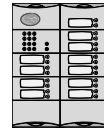


Modules	Qty	Caller units	Qty
LT-FACT	1	D5814T	1
DT-HP	1	D5808T	1
M-4	4		
B-2	2	Controllers	Qty
TB-0	1	D5270	1
KM-3	1	D5255	dep. on tests
KM-5	1		
		Int. handsets*	Qty
		D5141	x
		D5142	x
		D5131GB	x

Accessories
Plate J

21 to 22 caller buttons

• With keypad



Modules	Qty	Caller units	Qty
DT-HP	1	D5825T	1
M-CD	1	D5816T	1
M-4	5		
T-2	1	Controllers	Qty
TB-0	2	D5270	1
KM-5	2	D5255	dep. on tests
		Int. handsets*	Qty
		D5141	x
		D5142	x
		D5131GB	x

Accessories
Plate J

or



Modules	Qty	Caller units	Qty
DT-HP	1	D5822T	1
M-CD	1	D5808T	3
M-4	3		
T-2	2	Controllers	Qty
B-2	3	D5270	1
TB-0	2	D5255	dep. on tests
KM-3	4		
		Int. handsets*	Qty
		D5141	x
		D5142	x
		D5131GB	x

Accessories
Plate G

• Without keypad



Modules	Qty	Caller units	Qty
DT-HP	1	D5814T	1
M-4	4	D5808T	1
B-2	2		
T-2	1	Controllers	Qty
KM-3	1	D5270	1
KM-5	1	D5255	dep. on tests
		Int. handsets*	Qty
		D5141	x
		D5142	x
		D5131GB	x

Accessories
Plate N

• With key access module



Modules	Qty	Caller units	Qty
LT-FACT	1	D5814T	1
DT-HP	1	D5808T	1
M-4	4		
B-2	2	Controllers	Qty
T-2	1	D5270	1
KM-3	1	D5255	dep. on tests
KM-5	1		
		Int. handsets*	Qty
		D5141	x
		D5142	x
		D5131GB	x

Accessories
Plate J

23 to 24 caller buttons

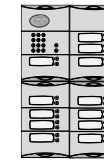
• With keypad



Modules	Qty	Caller units	Qty
DT-HP	1	D5825T	1
M-CD	1	D5816T	1
M-4	5		
B-2	2	Controllers	Qty
TB-0	1	D5270	1
KM-5	2	D5255	dep. on tests
		Int. handsets*	Qty
		D5141	x
		D5142	x
		D5131GB	x

Accessories
Plate J

or



Modules	Qty	Caller units	Qty
DT-HP	1	D5822T	1
M-CD	1	D5808T	3
M-4	3		
T-2	2	Controllers	Qty
B-2	4	D5270	1
TB-0	1	D5255	dep. on tests
KM-3	4		
		Int. handsets*	Qty
		D5141	x
		D5142	x
		D5131GB	x

Accessories
Plate G

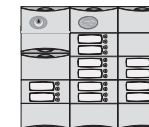
• Without keypad



Modules	Qty	Caller units	Qty
DT-HP	1	D5814T	1
M-4	6	D5808T	1
TB-0	3		
KM-5	2	Controllers	Qty
		D5270	1
		D5255	dep. on tests
		Int. handsets*	Qty
		D5141	x
		D5142	x
		D5131GB	x

Accessories
Plate J

• With key access module



Modules	Qty	Caller units	Qty
LT-FACT	1	D5814T	1
DT-HP	1	D5808T	1
M-4	6	D5816T	1
TB-0	5		
M-0	1	Controllers	Qty
KM-3	1	D5270	1
KM-5	2	D5255	dep. on tests
		Int. handsets*	Qty
		D5141	x
		D5142	x
		D5131GB	x

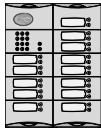
Accessories
Plate K

* An unlimited number of handsets per installation can be used (there must be at least as many as there are apartments).

* An unlimited number of handsets per installation can be used (there must be at least as many as there are apartments).

25 to 26 caller buttons

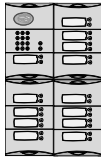
- With keypad



Accessories
Plate J

Modules	Qty	Caller units	Qty
DT-HP	1	D5825T	1
M-CD	1	D5816T	1
M-4	5		
B-2	2	Controllers	Qty
T-2	1	D5270	1
KM-5	2	D5255	dep. on tests
		Int. handsets*	Qty
		D5141	x
		D5142	x
		D5131GB	x

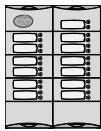
or



Accessories
Plate G

Modules	Qty	Caller units	Qty
DT-HP	1	D5822T	1
M-CD	1	D5808T	3
M-4	3		
B-2	4	Controllers	Qty
T-2	3	D5270	1
KM-3	4	D5255	dep. on tests
		Int. handsets*	Qty
		D5141	x
		D5142	x
		D5131GB	x

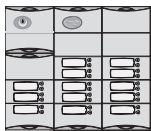
- Without keypad



Accessories
Plate J

Modules	Qty	Caller units	Qty
DT-HP	1	D5814T	1
M-4	6	D5816T	1
T-2	1		
TB-0	2	Controllers	Qty
KM-5	2	D5270	1
		D5255	dep. on tests
		Int. handsets*	Qty
		D5141	x
		D5142	x
		D5131GB	x

- With key access module

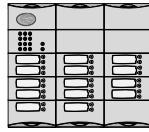


Accessories
Plate K

Modules	Qty	Caller units	Qty
LT-FACT	1	D5814T	1
DT-HP	1	D5808T	1
M-4	5	D5816T	1
B-2	3		
TB-0	2	Controllers	Qty
M-0	2	D5270	1
KM-3	1	D5255	dep. on tests
KM-5	2		
		Int. handsets*	Qty
		D5141	x
		D5142	x
		D5131GB	x

27 to 28 caller buttons

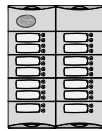
- With keypad



Accessories
Plate K

Modules	Qty	Caller units	Qty
DT-HP	1	D5825T	1
M-CD	1	D5816T	2
M-4	6		
B-2	2	Controllers	Qty
M-0	2	D5270	1
TB-0	3	D5255	dep. on tests
KM-5	3		
		Int. handsets*	Qty
		D5141	x
		D5142	x
		D5131GB	x

- Without keypad

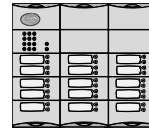


Accessories
Plate J

Modules	Qty	Caller units	Qty
DT-HP	1	D5814T	1
M-4	6	D5816T	1
B-2	2		
TB-0	1	Controllers	Qty
KM-5	2	D5270	1
		D5255	dep. on tests
		Int. handsets*	Qty
		D5141	x
		D5142	x
		D5131GB	x

29 to 30 caller buttons

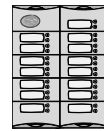
- With keypad



Accessories
Plate K

Modules	Qty	Caller units	Qty
DT-HP	1	D5825T	1
M-CD	1	D5816T	2
M-4	6		
B-2	3	Controllers	Qty
M-0	2	D5270	1
TB-0	2	D5255	dep. on tests
KM-5	3		
		Int. handsets*	Qty
		D5141	x
		D5142	x
		D5131GB	x

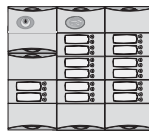
- Without keypad



Accessories
Plate J

Modules	Qty	Caller units	Qty
DT-HP	1	D5814T	1
M-4	6	D5816T	1
B-2	2		
T-2	1	Controllers	Qty
KM-5	2	D5270	1
		D5255	dep. on tests
		Int. handsets*	Qty
		D5141	x
		D5142	x
		D5131GB	x

- With key access module



Accessories
Plate K

Modules	Qty	Caller units	Qty
LT-FACT	1	D5814T	1
DT-HP	1	D5808T	1
M-4	7	D5816T	1
B-2	5		
TB-0	1	Controllers	Qty
KM-3	1	D5270	1
KM-5	2	D5255	dep. on tests
		Int. handsets*	Qty
		D5141	x
		D5142	x
		D5131GB	x

- With key access module



Accessories
Plate K

Modules	Qty	Caller units	Qty
LT-FACT	1	D5814T	1
DT-HP	1	D5808T	1
M-4	7	D5816T	1
T-2	1		
TB-0	4	Controllers	Qty
KM-3	1	D5270	1
KM-5	2	D5255	dep. on tests
		Int. handsets*	Qty
		D5141	x
		D5142	x
		D5131GB	x

* An unlimited number of handsets per installation can be used (there must be at least as many as there are apartments).

* An unlimited number of handsets per installation can be used (there must be at least as many as there are apartments).

Outdoor caller units

Master caller unit with 2 call buttons and keypad	Master caller unit with 10 call buttons and keypad	Master caller unit with 6 call buttons	Master caller unit with 14 call buttons	8 button extension module	16 button extension module
D5822T	D5825T	D5806T	D5814T	D5808T	D5816T

Controllers

Base radio/pilot controller kit	Radio extension controller
D5270	D5255

Interior handsets

Base battery charging (mains free)	Mains charging base	
D5141	D5142	D5131GB

Installation address: _____

 Number of apartments: _____

Modules for caller units

Speaker module	2 button top module	Blank centre module	4 button centre module	Keypad centre module	Top/Bottom blank module	1 button bottom module	2 button bottom module	3 module assembly kit	5 module assembly kit	Key access module (armoured caller unit)
DT-HP	T-2	M-0	M-4	M-CD	TB-0	B-1	B-2	KM-3	KM-5	LT-FACT

Support plates

caller unit support plate 180 x 265 mm	call station mounting plate 325 x 265 mm	call station mounting plate 470 x 265 mm	call station mounting plate 615 x 265 mm	call station mounting plate 180 x 497,5 mm	call station mounting plate 180 x 730 mm	call station mounting plate 325 x 497,5 mm
PLATE-A	PLATE-B	PLATE-C	PLATE-D	PLATE-E	PLATE-F	PLATE-G
call station mounting plate 180 x 409 mm	call station mounting plate 325 x 409 mm	call station mounting plate 470 x 409 mm	call station mounting plate 615 x 409 mm	call station mounting plate 180 x 553 mm	call station mounting plate 180 x 641,5 mm	
PLATE-H	PLATE-J	PLATE-K	PLATE-L	PLATE-M	PLATE-N	

Labels

STICK
10 sheets for 32 labels* (10 x 16 mm)
(*Etikprint software, for printing call button labels at: www.daitem.com)

Interchangeable covers for handset

3 covers for 6 buttons interior handset	3 covers for 10 buttons interior handset
PL6	PL10

Caller units

- D5806T _____
- D5808T _____
- D5814T _____
- D5816T _____
- D5822T _____
- D5825T _____

Armoured units

- DT-HP _____
- T-2 _____
- M-0 _____
- M-4 _____
- M-CD _____
- TB-0 _____
- B-1 _____
- B-2 _____
- LT-FACT _____

Interchangeable covers for handsets (accessories)

- PL6 _____ (3 covers for the 6-button interior handset unit)
- PL10 _____ (3 covers for the 10-button interior handset unit)

Plates of labels

- STICK _____

Controllers

- D5270 _____
- D5255 _____

Assembly kit

- KM-3 _____
- KM-5 _____

Interior handsets

- (see table opposite)
- D5141 _____
 - D5142 _____
 - D5131GB _____

Support plates

- (accessories)
- PLATE-A _____
 - PLATE-B _____
 - PLATE-C _____
 - PLATE-D _____
 - PLATE-E _____
 - PLATE-F _____
 - PLATE-G _____
 - PLATE-H _____
 - PLATE-J _____
 - PLATE-K _____
 - PLATE-L _____
 - PLATE-M _____
 - PLATE-N _____

Interior handset units	floor	Radio controller n°	D5141	D5142	D5131
1. Mrs. - Mr.					
2. Mrs. - Mr.					
3. Mrs. - Mr.					
4. Mrs. - Mr.					
5. Mrs. - Mr.					
6. Mrs. - Mr.					
7. Mrs. - Mr.					
8. Mrs. - Mr.					
9. Mrs. - Mr.					
10. Mrs. - Mr.					
11. Mrs. - Mr.					
12. Mrs. - Mr.					
13. Mrs. - Mr.					
14. Mrs. - Mr.					
15. Mrs. - Mr.					
16. Mrs. - Mr.					
17. Mrs. - Mr.					
18. Mrs. - Mr.					
19. Mrs. - Mr.					
20. Mrs. - Mr.					
21. Mrs. - Mr.					
22. Mrs. - Mr.					
23. Mrs. - Mr.					
24. Mrs. - Mr.					
25. Mrs. - Mr.					
26. Mrs. - Mr.					
27. Mrs. - Mr.					
28. Mrs. - Mr.					
29. Mrs. - Mr.					
30. Mrs. - Mr.					
Total					